# The Friends of Bailey's Court Primary School – get involved!

The Friends of School need you!

You are welcome to attend a "Friends" meeting as a parent 28th September 7pm at school. They would love to hear from you!

**friendsatbaileys@outlook.com**

Join their Facebook page!

# Bailey's Court Primary School

## Meet the Teacher
## Year 4

Mr Anderton (Woodpecker Class )
Mrs Trott and Mrs Warner (Parrot Class)







# Vision and Values

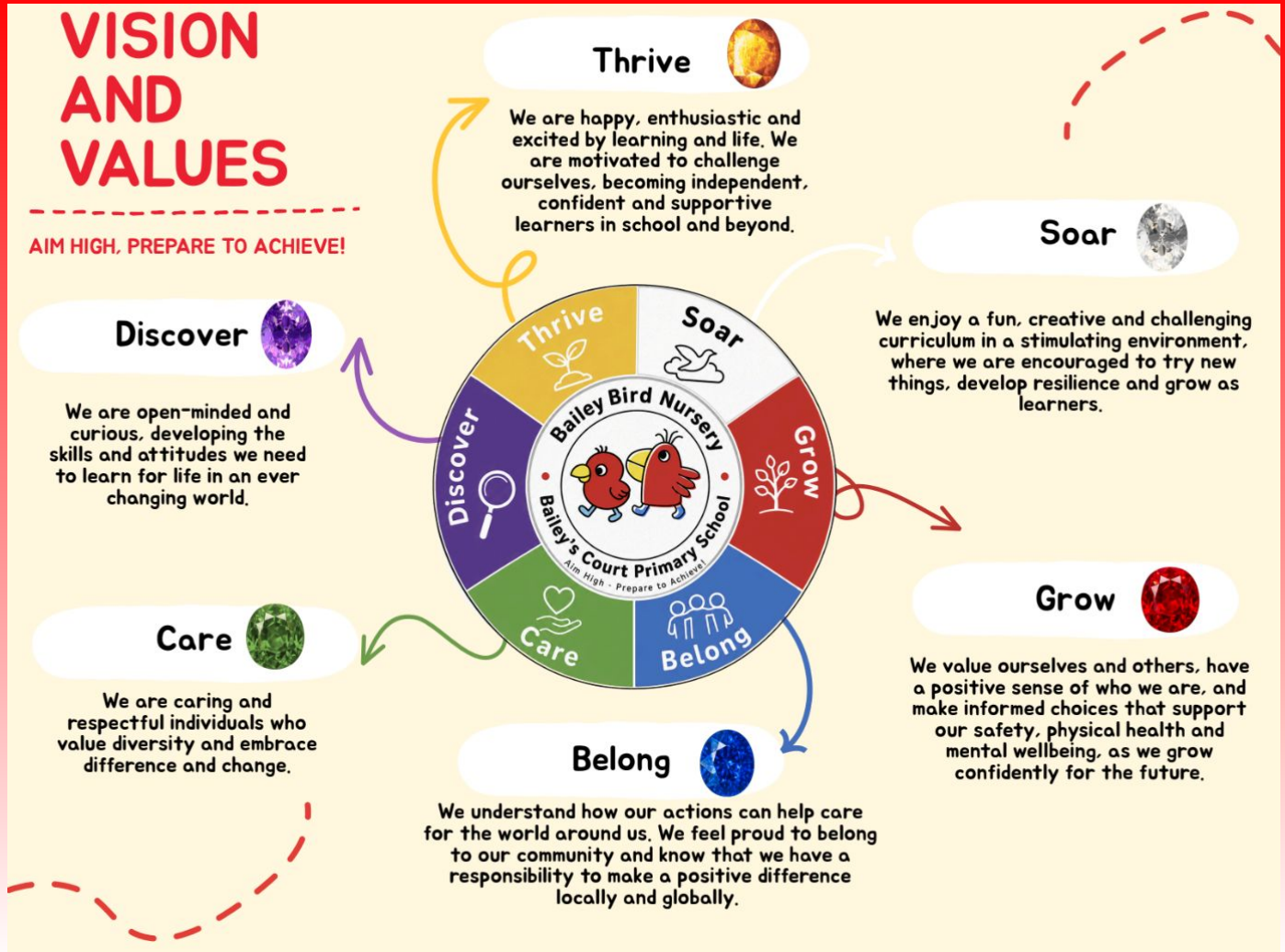

# Daily Structure

Springboard - the children are given daily independent working time where they can respond to marking, work on targets and improve their writing.

Guided Reading – These are whole class sessions where we focus on improving comprehension skills across the year group. We break down the comprehension skills using the mnemonic, VIPERS. (V = understanding vocabulary / I = inference / P = prediction / E = explanation / R = recovering information / S = summarising)

English – Our English lessons will involve writing as well as looking at GPS (Grammar, Punctuation and Spelling). These lessons often follow alongside a book we are looking at in class.

# Daily Structure (continued)

Maths – in our maths lessons, we will work following the national curriculum. The children are in groups for maths which are designed to suit the pitch and speed that they need.

Afternoons – Throughout our afternoons, we will cover the broader curriculum which will includes a variety of lessons: P.E, Art, P.S.H.E, Geography and History to name a few!

Enrichment - children will have specialised teaching in areas such as PE, music, R&W and computing.

# Topics

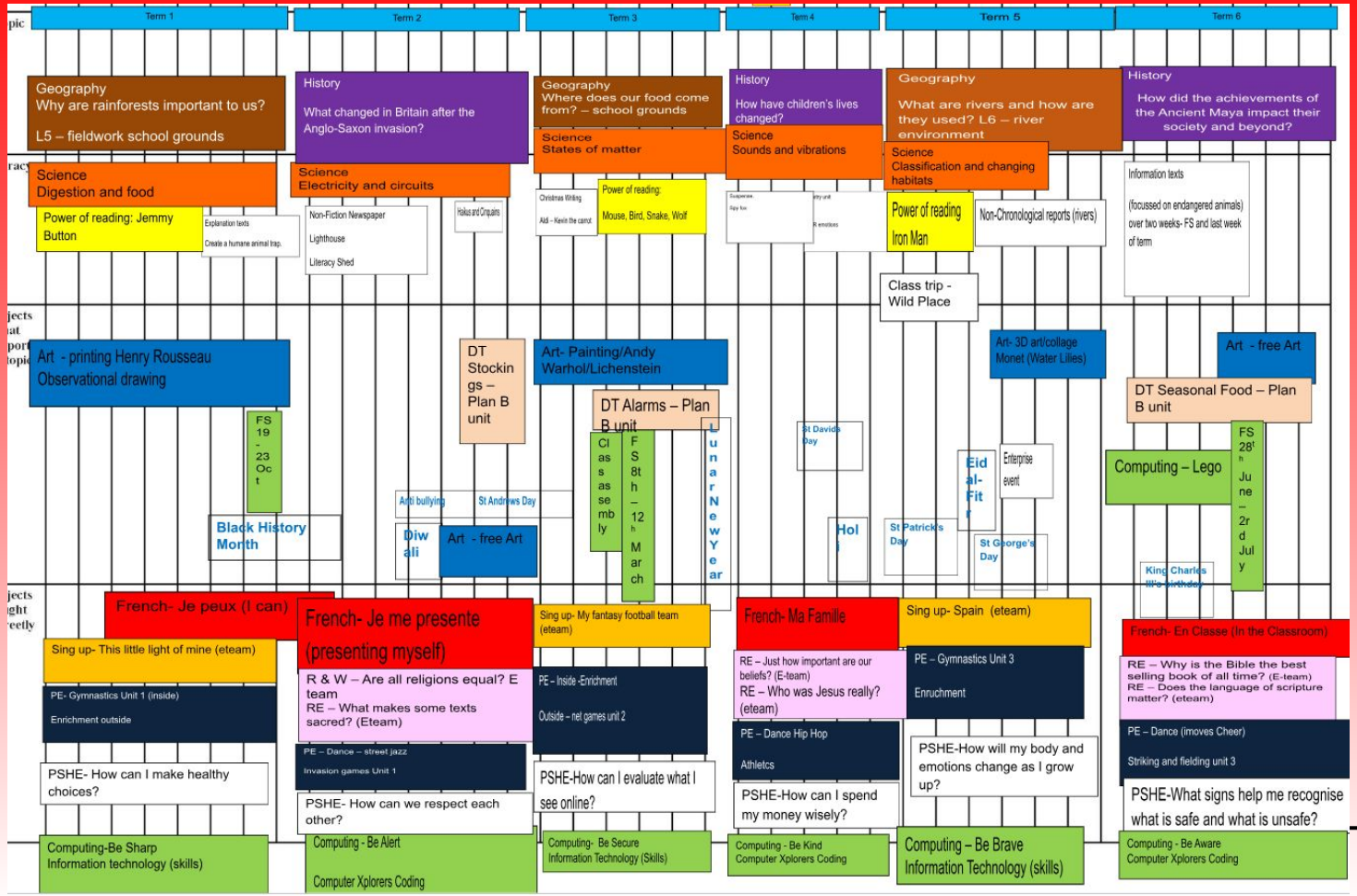
Term 1
Term 2
Term 3
Term 4
Term 5
Term 6
Geography
Why are rainforests important to us?
L5 – fieldwork school grounds
History
What changed in Britain after the Anglo-Saxon invasion?
Geography
Where does our food come from? – school grounds
History
How have children's lives changed?
Geography
What are rivers and how are they used? L6 – river environment
History
How did the achievements of the Ancient Maya impact their society and beyond?
Science
Digestion and food
Science
Electricity and circuits
Science
States of matter
Science
Sounds and vibrations
Science
Classification and changing habitats
Power of reading: Jemmy Button
Explanation texts
Create a humane animal trap.
Non-Fiction Newspaper
Lighthouse
Literacy Shed
Haiku and Cinquains
Christmas Writing
Aldi – Kevin the carrot
Power of reading:
Mouse, Bird, Snake, Wolf
Power of reading
Iron Man
Non-Chronological reports (rivers)
Information texts
(focussed on endangered animals) over two weeks- FS and last week of term
Class trip - Wild Place
Art - printing Henry Rousseau Observational drawing
DT Stockings – Plan B unit
Art- Painting/Andy Warhol/Lichenstein
DT Alarms – Plan B unit
Art- 3D art/collage Monet (Water Lilies)
Art - free Art
DT Seasonal Food – Plan B unit
FS 19 - 23 Oct
Black History Month
Anti bullying
St Andrews Day
Diwali
Art - free Art
Classassembly
FS 8th – 12th March
Lunar New Year
St David's Day
Eid al-Fitr
Enterprise event
Computing – Lego
FS 28th June – 2rd July
Holi
St Patrick's Day
St George's Day
King Charles IIIrd's birthday
French- Je peux (I can)
French- Je me presente (presenting myself)
Sing up- My fantasy football team (eteam)
French- Ma Famille
Sing up- Spain (eteam)
French- En Classe (In the Classroom)
Sing up- This little light of mine (eteam)
R & W – Are all religions equal? E team
RE – What makes some texts sacred? (Eteam)
PE- Inside -Enrichment
Outside – net games unit 2
RE – Just how important are our beliefs? (E-team)
RE – Who was Jesus really? (eteam)
PE – Gymnastics Unit 3
Enruchment
RE – Why is the Bible the best selling book of all time? (E-team)
RE – Does the language of scripture matter? (eteam)
PE- Gymnastics Unit 1 (inside)
Enrichment outside
PE – Dance – street jazz
Invasion games Unit 1
PE – Dance Hip Hop
Athletcs
PE – Dance (imoves Cheer)
Striking and fielding unit 3
PSHE- How can I make healthy choices?
PSHE- How can we respect each other?
PSHE-How can I evaluate what I see online?
PSHE-How can I spend my money wisely?
PSHE-How will my body and emotions change as I grow up?
PSHE-What signs help me recognise what is safe and what is unsafe?
Computing-Be Sharp
Information technology (skills)
Computing - Be Alert
Computer Xplorers Coding
Computing- Be Secure
Information Technology (Skills)
Computing - Be Kind
Computer Xplorers Coding
Computing – Be Brave
Information Technology (skills)
Computing - Be Aware
Computer Xplorers Coding



# Expectations

Simply, we expect the children to try their very best.
We expect the children to take responsibility for their behaviour and learning.
Effective learners are proactive: getting involved in lessons, practising skills, showing resilience and being prepared to ask for help if needed.



# Communication

If you need to speak to us in person, please catch us after school.

Alternatively, you can email the school through one of these email addresses: Admin@baileyscourt.com or parents@baileyscourt.com .



# Drop off and Pick up

Children need to be seated in the classroom by 9:00am otherwise they will be marked as late.

Children finish school at 3.30pm

We must have permission from parents in order to let their child walk home on their own or to walk to the back gate unattended. This form can be collected from the office.



# Uniform

White shirt or red or white polo shirt (logo optional)

Red logoed fleece (optional)

Red jumper or cardigan (logo optional)

Black or grey trousers / shorts / skirt / pinafore dress

Red and white Gingham dress

Flat black shoes or black leather trainers (all black), flat ankle or calf length boots. No open toed shoes should be worn into school.

Small gold/silver studs only, to be taken out on PE days (Tuesday and Thursday this term)

Children do not need to bring in a backpack. We do not have space in the cloakrooms for them. Please only bring in their book bag



# P.E days

Our current P.E days are Tuesday and Thursday

Please can the children arrive in school in their P.E clothes

On P.E. days, if your child cannot remove their earrings themselves, please remove them before school. Newly pierced ears will be required to be covered with surgical tape for the first 6 weeks. After this time, they must be removed.

Please make sure everything is labelled with your child's name.

PE Kit

Plain house colour t-shirt (logoed t-shirt can be purchased from Tayz)

Plain black shorts, joggers or leggings (unbranded)

Plain black sweatshirt / hoody

(We are happy for the children to wear black hoodies (plain or zipped) without branding or logos.)

Trainers



# Fruit and Water

- Children should bring in a piece of fresh fruit for this time.  (Please, no dried fruit packets, cheese or snack bars)

- Please can all children bring a water bottle to school.  Staying hydrated keeps them alert and helps them learn.



# Forest Schools

19th/21st October - Parrot Class
22nd/23rd October - Woodpecker Class

8th/10th March - Parrot Class
11th/12th March- Woodpecker Class

28th/30th June- Parrot Class
1st/2nd June- Woodpecker Class

We are desperate for volunteers! – without them, the sessions cannot go ahead. Please let the office know if you can help out. We would need three parents per class in order to make these sessions happen.

# Homework



## Reading

Children will change their books every Wednesday so please can they have their reading folder and reading record with them on this day.

## MyMaths

Every other Monday, MyMaths will be uploaded to be completed over the following 2 weeks.

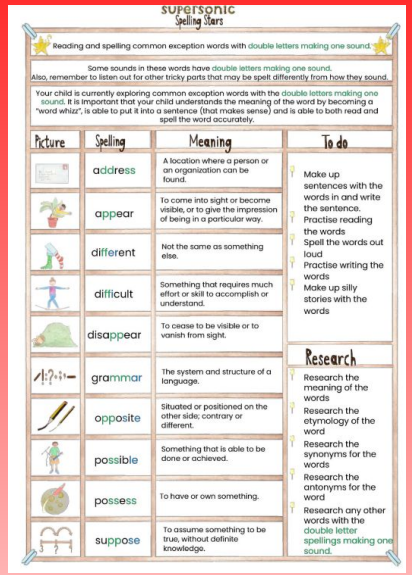

supersonic
Spelling Stars

Reading and spelling common exception words with double letters making one sound.

Some sounds in these words have double letters making one sound.
Also, remember to listen out for other tricky parts that may be spelt differently from how they sound.

Your child is currently exploring common exception words with the double letters making one sound. It is important that your child understands the meaning of the word by becoming a "word whizz", is able to put it into a sentence (that makes sense) and is able to both read and spell the word accurately.

| Picture | Spelling | Meaning |
|---|---|---|
| | address | A location where a person or an organization can be found. |
| | appear | To come into sight or become visible, or to give the impression of being in a particular way. |
| | different | Not the same as something else. |
| | difficult | Something that requires much effort or skill to accomplish or understand. |
| | disappear | To cease to be visible or to vanish from sight. |
| | grammar | The system and structure of a language. |
| | opposite | Situated or positioned on the other side; contrary or different. |
| | possible | Something that is able to be done or achieved. |
| | possess | To have or own something. |
| | suppose | To assume something to be true, without definite knowledge. |

**To do**

- Make up sentences with the words in and write the sentence.
- Practise reading the words
- Spell the words out loud
- Practise writing the words
- Make up silly stories with the words

**Research**

- Research the meaning of the words
- Research the etymology of the word
- Research the synonyms for the words
- Research the antonyms for the word
- Research any other words with the double letter spellings making one sound.

Spelling tests are every Monday morning. All spellings will be handed out every other week.

# 101

# 101 Things To Do Before I Leave Bailey's Court

This is the fifth year of our exciting '101' project which was originally inspired by conversations we've had in school about our own vision and values and an initiative that we've borrowed from the National Trust! As we all know, children benefit hugely from playing together with friends and family, experiencing new things, building relationships with nature, being challenged physically and having fun! None of these ideas are new but our project will offer a series of challenges for all of our children from Reception to Year 6 that will build, amongst other things, resilience, a sense of responsibility and some fabulous memories.



We have built our own version based around five core values from our school vision: creativity, challenge, curiosity, empathy and compassion.

We would like to encourage parents to look through this booklet with their child and plan which challenges they would like to complete. Some of the challenges are designed to be done exclusively at home, others are designed with school in mind.

Please take a look through the list of ideas for each year group on these pages. We are setting every child the target of completing 101 challenges between the beginning of Reception and the end of Year 6.

Take a look and see what's in store.

101 Things To Do

101 Reception Recording

101 Year 1 Recording Booklet

101 Year 2 Recording Booklet

# Multiplication tables check



Statutory test along with KS2 SATS and Year 1 phonics screening.

These tests will be carried out between Monday 7th June and Friday 18th June.

We will be working on them in school but we need children to be working on them at home as well.



# How you can help…

- **Times tables  and Maths badges**
- **Reading** – children should be reading as much as possible at home. As a minimum the children should read 4 times a week.
- **Online homework –** When this is sent home, it would be great if you could spend time working with your children and encouraging them to complete to the best of their ability (My Maths).  Encourage your child to let their teacher know if they struggle with the homework.
- **Encourage resourcefulness / independence and resilience.**



# Other information

- **Maths Calculation** – a copy of our guide for parents is available on the school website.
- **Jewellery** – Earrings – studs only (no hoops) and nothing hanging. See P.E. section for information on earrings.
  No decorative jewellery please (including rings, bracelets etc.)
- **Watches** – Great but the watch is your child's responsibility. Watches must be removed for P.E. sessions. No smart watches (e.g. Apple) please.
- **End of the day** – At the end of the day please wait at the top playground until the bell has rung.

# Website and Facebook



# Pupil Premium / Free School Meals

Your child could be entitled to free school meals - **APPLYING FOR FREE SCHOOL MEALS COULD SAVE OVER £500 PER YEAR, PER CHILD**




**Benefits include:**
>Free school dinners
>Free breakfast club
>50% discount on school trips, Year 6 camp and music lessons
>A free set of school uniform at the beginning of each year
>Contribution to a club, either inside or outside of school, e.g. drama, swimming lessons

**You can register for Pupil Premium if you are in receipt of one of the following benefits:**

-Income Support
-Income-based Job Seekers Allowance
-Income-related Employment and Support Allowance
-Support under part VI of the Immigration and Asylum act 1999
-The Guarantee element of State Pension Credit
Child Tax Credit (with no working credit) with an annual income of no more than £16,190
-Working Tax Credit run-on
-Universal Credit (provided you have an annual net earned income of no more than £7,400, as assessed by earnings for up to three of your most recent assessment periods)

# Pupil Premium / Free School Meals




**You can check if you are eligible by using the online application form at:**
**www.southglos.gov.uk/schoolmeals.**

**For more information, you can also speak to our school office.**

All children in Reception, Year 1 and Year 2 automatically receive *Universal Free School Meals*. However, this is **not the same as Pupil Premium funding**.

By applying for **Pupil Premium**, your child and the school could benefit from additional support and opportunities as outlined on the previous page.

If you think you might be eligible, please take a few minutes to apply. Even if your child already gets free meals, your application could unlock valuable extra funding.

# The Friends of Bailey's Court Primary School – get involved!

The Friends of School need you!

You are welcome to attend a "Friends" meeting as a parent 28th September 7pm at school. They would love to hear from you!

**friendsatbaileys@outlook.com**

Join their Facebook page!