

# Welcome to Year 2


## Meet the teacher

Class Iceland (8)

Mrs Garrett

Class Kenya (9)

Mrs Trott and Mrs McClelland



**Mrs Garrett**  
Year 2 Teacher




**Mrs Trott**  
Teacher



**Mrs McClelland**  
Teacher

# Teaching Assistants



Interventions will be happening across the morning with:

Mrs Roy  
Mrs Stephens  
Mrs Jain  
Mrs Marlow  
Mrs Dingley  
Miss Rose

We also have Mrs Morris in the afternoon who will be working with some children as part of our reading ranger programme.


# Weekly timetable



## Year 2 Timetable-Term 1

	8:45-9:10	9:10-10:00	10:05-10:25	10:25-10:40	10:40-10:55	10:55-11:15	11:15-12:15	12:15-1:15	1:15-2:15	2:15-2:30	2:30-3:10	3:10-3:20
<b>Mon</b>	Springboard Maths	English	Super-sonic Phonics Friends	Assembly	BREAK	Handwriting	Maths	LUNCH	Art	BREAK	Computing	Class Book
<b>Tues</b>	Springboard Handwriting	English				Guided reading	Maths		Enrichment/PPA (PE in enrichment)		Enrichment/PPA (PE in enrichment)	
<b>Weds</b>	Springboard Spelling Practise	English				Guided reading	Maths		Science		Science	
<b>Thurs</b>	Springboard Spelling Practise Maths	English				Guided reading	Maths		Book change PE		Jigsaw	
<b>Fri</b>	Springboard Handwriting	English				Guided reading	Maths		Geography		Geography	


# Arriving at school




- The school gates open at 8.45am and, if your child is not inside the classroom by 9.00am, they will be recorded as 'late'.
- During this time, we wait in the classroom with the children and start helping them with their 'Springboard' activities.
- If you need to, you can pass a message onto any member of staff on the gates, and they will pass it on. Otherwise, please email the parents account and it gets forwarded onto us.

At the end of the day, please wait on the playground and not in front of the garden rooms.

What does Year 2  
look like?  
What do we expect?




# Expectations



- ▶ The children no longer use discovery time! We provide the children with a range of practical and written learning opportunities in Year 2.
- ▶ We are consistently promoting our gem powers and learning powers.
- ▶ This includes being resilient, independent, trying your best, learning from your mistakes and being a kind learning partner.

# Yearly Overview- Our Timeline

## It will be on the website to see clearly!



40

	As		Year 2 Timeline 2025 - 2026										As		
Topic	Term 1		Term 2		Term 3		Term 4		Term 5		Term 6				
	Would you prefer to live in a hot or cold place?		How was school different in the past?		Why is our world wonderful?		How did we learn to fly?		What is it like to live by the coast?		What is a monarch?				
	Habitats		Microhabitats		Uses of everyday materials		Life cycles and health		Plant growth						
Literacy	<div> <div>All about me - Intro to Y2</div> <div>POR 1 The Storm Whale</div> <div>Non-Fiction Non-Chronological report Habitats</div> </div>		<div> <div>Fiction Unit 1 Stories by the same author: Julia Donaldson</div> <div>Poetry School poems - Please Mrs Butler</div> <div>Fiction unit 2 Edgar the excitable dragon</div> </div>		<div> <div>Non-Fiction Explanation Texts - How to catch a star</div> <div>Non-Fiction Newspaper report- Describing our enterprise</div> </div>		<div> <div>POR 2- Man on the Moon</div> <div>Non-Fiction Trip recount writing</div> </div>		<div> <div>Mixed Non-fiction/fiction Unit Egg Box Dragon</div> <div>Fiction unit Whistless</div> <div>Fiction Rapunzel</div> </div>		<div> <div>POR 3 Traction Man</div> </div>				
Subjects that support the topic	<div>Art - Drawing: Lowry</div>		<div>DT Food: Pizzas</div>		<div>Class Assembly?</div> <div>Art - Painting: Edward Tingalinga</div>		<div>DT Construction: Vehicles</div>		<div>DT: Lego Unit</div>		<div>DT Textiles: Perfect Puppets</div>				
					<div>Enterprise</div>		<div>Mole 18/19. 3.26</div> <div>Trip to Aerospace Museum</div>		<div>Forest school 23/24.25.4.25</div>						
	<div>October Black History Month</div>		<div>1.11.25 Diwali</div> <div>10-14.11.25 Anti-bullying week</div> <div>30.11.25 St Andrew's Day</div>		<div>17.2.26 Ramadan</div>		<div>1.3.26 St David's Day</div> <div>17.3.26 St Patrick's Day</div> <div>19.3.26 Eid</div>		<div>23.4.26: St George's Day</div>				<div>5.6.26 World Environmental Day</div>		
Subjects taught discreetly	<div>Computing - Be Sharp &amp; Information Technology</div> <div>PSHE- Families and relationships</div> <div>PE - Gymnastics Unit 1/ Enrichment</div> <div>Music - Carnival of animals</div>		<div>Computing - Be Alert &amp; Information Technology</div> <div>PSHE- Health and wellbeing</div> <div>PE - Dance (Minibeasts), Games unit 1</div> <div>RE- Why do we need to give thanks?</div> <div>E-team- Coding</div>		<div>Computing- Be Secure &amp; Data Handling</div> <div>PSHE- Safety and changing bodies</div> <div>PE - Enrichment, Skipping skills</div> <div>Music - Grandma Rap</div>		<div>Computing-Be Kind &amp; Information Technology</div> <div>PSHE- Citizenship</div> <div>PE - Dance (Pirates), Games Unit 2</div> <div>RE- What is a prophet?</div> <div>E-team- Coding</div>		<div>Computing- Be Brave and Information Technology</div> <div>PSHE- Economic well being</div> <div>PE - Gymnastics 3, / Enrichment Sports Day Skills</div> <div>Music - Tanczmy labada</div>		<div>Computing - Be Aware &amp; Information Technology</div> <div>PSHE- Transition</div> <div>PE- Dance (choreography), Basketball- Bristol Flyers</div> <div>RE - How do some people talk to God? Where do some people talk to God?</div> <div>E-team- Coding</div>				

# Learning section of school website



**Bailey's Court Primary School**

Home · Important Information ▾ · News ▾ · Our Team ▾ · Learning ▾ · More ▾



## Bailey's Court Primary School

### 101 Things To Do Before I Leave Bailey's Court

- Vision and Values
- Our Curriculum
- SEND
- SEN Area
- Maths
- English
- Curriculum Plans
- 101 Things To Do Before I Leave Bailey's Court
- Radio Bailey
- Forest School
- Staff Videos to Children
- Covid-19 Response
- Home Learning Resources

①

This is the second year of our exciting '101' project which was originally inspired by conversations we've had in school about our vision and values and an initiative that we've borrowed from the National Trust! As we all know, children benefit hugely from learning through play, building relationships with nature, being challenged physically and having fun. None of these things can happen if we don't have a good understanding of our children's needs and interests.

Please follow our Facebook page for regular updates from Year 2 as well as the whole school.





# Homework




- Children are encouraged to read their reading books with an adult every night. As a minimum, reading 3 times a week.
- Book Changing day: Thursday
- Reading Records to be looked at on a Thursday.
- My Maths (every 2-weeks)
- Number bond badges/times tables
- Spellings



# Reading at home




- ▶ Please read at least three times a week
- ▶ We will be reading with the children on a regular basis to ensure they are on the correct book colour.
- ▶ A reminder too, that your children can earn free books depending on how many reads they do!
- ▶ Please remember, at home you can read ANYTHING- books, comics, fact-files, poems, fiction, non-fiction. Just enjoy reading together with your child!



# Free Books




- ▶ When you are reading with your children, please make sure you are writing down what they have read in their reading records. We look at them on book change day to see the amount of reads they have done that week.
- ▶ Please make sure that your child bring their reading record into school with their books. If you have lost your reading record, please purchase a new one from the office for £1.
- ▶ Free books can be earnt for reading! Your children can earn a free book for the following number of reads: 30, 30, 50, 50, 75, 75, 100. Please try to count up and annotate the reading records once they have reached any of the reading thresholds. Then, ask your child to let us know when they think they've earned a free book! The number of reads will start fresh for Year 2.



# 101 Things to do!



YEAR 2				
Creativity	Challenge	Curiosity	Caring	Fun
Plan a party	Learn a poem	Start a collection	Do something that would help the environment	Play a board game
Bake a cake	Read a book in an extreme place	Climb something taller than yourself		Get soaking wet in the rain
Make a mask	Build a structure as tall as you	Try food from another country	Create a piece of art work/model out of recycled materials	Play a game of hide and seek
Make a model that moves	Go on a camping trip	Visit a castle	Help someone younger than yourself	Learn a magic trick
Make a musical instrument out of junk	Try a new sport	Dam a stream	Put out food/water for birds/animals	Easter Egg treasure hunt
				

WILD CARD:





# Spellings

## Spellings

Test Date: Thursday 15-  
September

Focus for the week:

### CVCC words

tent

dent

damp

camp

wink


sink

Spellings will be sent home on a Thursday, in their home spelling book. Their spellings will relate to the phonics they have been learning that week.

## Ways to extend and support

Once the children can spell the words, you can extend them by asking them to put it into a sentence.


Can they explode the sound- coming up with other words using their focus sounds.



# Communication



- Please email or call the office with any questions.
- If your child attends a club, including Rainbow Club, please let us know.
- If your child is going home with someone else please let the office know.
- Any other communication from us will come out in the weekly update email.
- Morning drop-off – please say goodbye to your children before the canopies in order to encourage independence.



# Fruit and water

- ▶ The children are able to bring in a piece of fruit for snack time. In KS1 there is fruit available for the children to have.
- ▶ Water only in drinks bottles.



# PE



- . Our PE day will be on a Tuesday and Thursday this term.
- . Days may change each term.
- . Weather appropriate.
- . Children need to come to school in their PE kit on their set day/s. PE kits must be in line with the new guidelines that have been recently sent out. This can also be found on the website.
- . Long hair must be tied back.
- . Trainers must be worn – laces ONLY if they are able to tie them themselves.
- . If your child has their ears pierced please make sure that they do not wear earrings on their PE day or can take them out themselves.

PLEASE CLEARLY NAME ALL ITEMS OF CLOTHING



# Uniform and jewellery

- White shirt or red or white polo shirt (logo optional)
- Red logoed fleece (optional)
- Red jumper or cardigan (logo optional)
- Black or grey trousers / shorts / skirt / pinafore dress
- Red and white Gingham dress
- Flat black shoes or black leather trainers (all black), flat ankle or calf length boots. No open toed shoes should be worn into school.
- Small gold/silver studs only, to be taken out or taped on PE days (Tuesday and Thursday this term)
- Children do not need to bring in a backpack. We do not have space in the cloakrooms for them. Please only bring in their book bag.

▶ PLEASE CLEARLY NAME ALL ITEMS OF CLOTHING

# Woodland Nurturing

- ▶ We will be doing Woodland Nurturing in Term 6
- ▶ We will be asking for volunteers closer to the time.
- ▶ Class 8- 23<sup>th</sup> April 2026
- ▶ Class 9- 24<sup>th</sup> April 2026
- ▶ We are also hoping there will be other opportunities to volunteer when the Year 2's go on their school trip. Watch this space!

# Mojo Active

- ▶ Class 8: 18<sup>th</sup> March 2026
- ▶ Class 9: 19<sup>th</sup> March 2026

# Parent helpers

- ▶ We ALWAYS appreciate parents helpers!
- ▶ We are looking for any parents to support us with reading 1:1 with children. Any days that you are available will benefit us!
- ▶ You will be DBS checked prior to reading or supporting us with learning.
- ▶ Friends of Bailey's Court are looking for more help and volunteers.

# Pupil Premium / Free School Meals

Your child could be entitled to free school meals - **APPLYING FOR FREE SCHOOL MEALS COULD SAVE OVER £500 PER YEAR, PER CHILD**

## **Benefits include:**

- >Free school dinners
- >Free breakfast club
- >50% discount on school trips, Year 6 camp and music lessons
- >A free set of school uniform at the beginning of each year
- >Contribution to a club, either inside or outside of school, e.g. drama, swimming lessons

**You can register for Pupil Premium if you are in receipt of one of the following benefits:**

- Income Support
- Income-based Job Seekers Allowance
- Income-related Employment and Support Allowance
- Support under part VI of the Immigration and Asylum act 1999
- The Guarantee element of State Pension Credit
- Child Tax Credit (with no working credit) with an annual income of no more than £16,190
- Working Tax Credit run-on
- Universal Credit (provided you have an annual net earned income of no more than £7,400, as assessed by earnings for up to three of your most recent assessment periods)



# Pupil Premium / Free School Meals

You can check if you are eligible by using the online application form at:

[www.southglos.gov.uk/schoolmeals](http://www.southglos.gov.uk/schoolmeals).

For more information, you can also speak to our school office.




All children in Reception, Year 1 and Year 2 automatically receive *Universal Free School Meals*. However, this is **not the same as Pupil Premium funding**.

By applying for **Pupil Premium**, your child and the school could benefit from additional support and opportunities as outlined on the previous page.

If you think you might be eligible, please take a few minutes to apply. Even if your child already gets free meals, your application could unlock valuable extra funding.

# The Friends of Bailey's Court Primary School – get involved!



The Friends of School need you!  
You are welcome to attend a "Friends"  
meeting as a parent – just contact to  
ask when the next meeting is being  
held. They would love to hear from  
you!



[friendsatbaileys@outlook.com](mailto:friendsatbaileys@outlook.com)

Join their Facebook page!

# Questions

