

WELCOME TO YEAR 2 MEET THE TEACHER

Class Madagascar (8)

Miss Winward

Class Italy (9)

Miss Parslow

Teaching Assistants

Mrs Marlow will support across both classes each morning.

Other members of our team include:

Mrs Stephens

Mrs Fessey

Mrs Lancaster

Weekly timetable

This is what we've been working with, however it does get tweaked!

Year 2 Timetable-Term 1

	8:45-9:15	9:15-10:05	10:05-10:25	10:25-10:40	10:40-10:55	10:55-12:00	12:15-1:15	1:15-1:30	1:30-2:30	2:30-2:45	2:45-3:05	3:00-3:25	
Mon	Springboard	English	Letters and Sounds	Assembly	BREAK	Maths	LUNCH (Washing hands 12-12:15)		Music and PE (Indoor)	BREAK			
Tues		English				Maths		Enrichment/PPA			Enrichment /PPA		
Weds		English				Maths		Handwriting	Topic (Geog, Sci, DT) and/or RE		Guided Reading	Class Book	
Thurs		English				Maths			Topic (Geog, Sci, DT) and/or RE				
Fri		English				Maths			Jigsaw and PE (Indoor but skipping skills)				

Transition from Year 1.....

**What does Year 2
look like?**

What do we expect?

Expectations

- In Year 1 the children were accessing Discovery Time. In Year 2 this is called Explore Learning, and it is targeted towards the Year 2 objectives. This will be phased out throughout the year.
- We are consistently promoting our gem powers and learning powers.
- This includes being resilient, independent, trying your best, learning from your mistakes and being a kind learning partner.

Yearly Overview- Our Timeline

Year 2 Timeline 2022 - 2023																																										
Week	1	2	3	4	5	6	7	8	9	10	As	11	12	13	14	15	16	17	18	19	20	21	22	As	23	24	25	26	27	28	29	30	31	32	33	34	35	36	37	38	39	40
Topic	Term 1							Term 2							Term 3							Term 4							Term 5							Term 6						
Topic	Material Mission							Fire, Fire!							Rumble in the Jungle							Explore							Cracking Kingdom							Ready, Steady, Grow!						
Literacy	All about me- Intro to Y2	POR 1 The Storm Whale	POR 2 Where the Wild things are					Fiction unit 1 Vlad and the Great Fire of London	Non-Fiction GFOL Newspaper report	Enterprise						Fiction Unit 2 Stories by the same author: Julia Donaldson	Non-Fiction Non-chronological - Habitats					POR 3- Man on the Moon (Fiction)	Non-Fiction Explanation Texts - How to catch a star					Fiction Unit-Egg Box Dragon-Mini Writes (SATS)					Grammar and Mini Writes (SATS).		FS							
		Boosters- Focus on skills and accuracy																																								
Subjects that support the topic	DT Textiles: Flying Kites Science-Use of everyday materials Geography – Human and Physical geography. (Physical and Human features) Art – Collage: Forest images							DT Construction: Making Fire Engines History - Great Fire of London Art- Painting: Hot and Cold Colours (Kandinsky)							DT Textiles: Perfect Puppets Science - Living things and their habitats Geography – Place Knowledge (Hot and cold countries.) Free Art							History - Comparison of John Cabot and modern-day explorer Geography – Geography Skills (Maps and atlases, compass points, aerial photos) Free Art							DT Optional Extra, Construction (frames) Geography -Locational and Fieldwork (Countries and Capitals, observational skills) Art - Drawing & Sculpture: Lowry							DT Food: Pizzas Science- Animals, including humans and plants Art – Printing: Plant/Animal Prints						
Subjects taught discreetly	Computing – Be Sharp & Information Technology							Computing – Be Alert & Information Technology							Computing- Be Secure & Information Technology							Computing-Be Kind & Information Technology							Computing- Be Brave and Information Technology							Computing – Be Aware & Information Technology						
	Spanish –I'm learning Spanish							Spanish –I'm learning Spanish							Spanish - Greetings							Spanish - Greetings							Spanish – Colours and Numbers													
	JIGSAW- Being me in my world							JIGSAW- Dreams and goals							JIGSAW- Healthy me							JIGSAW- Celebrating Difference							JIGSAW- Relationships							JIGSAW- Changing me						
	PE – Gymnastics 1, Skipping							PE – Dance (GFOL), Games 1							PE – Gymnastics 2, Games 2							PE – Dance (Samba), Games 3							PE – Gymnastics 3, Sports Day							PE- Dance (Animals), Athletics 1						
	Music – Tony Chestnut, Carnival of the animal							Music – Creepy Castle, Magical Musical aquarium							Music – Grandma Rap, Orawa							Music – Musical Conversations, Minibeasts							Music – January Labada, Listen 3							Music – Compose 3, The rockpool rock						
	RE - Islam (prayer at home)							RE- (E Team) Christmas (Jesus as a gift from God)							RE - Islam Community and belonging							RE- (E Team) Easter (Resurrection)							RE- Islam (Haji)							RE - (E Team) Christianity (Being kind to everyone?)						
	E-team-Coding														E-team-Coding														E-team-Coding													

Learning section of school website and ... A new website!



Bailey's Court Primary School

Home · Important Information ▾ · News ▾ · Our Team ▾ · Learning ▾ · More ▾



Bailey's Court Primary School

101 Things To Do Before I Leave Bailey's Court

- Vision and Values
- Our Curriculum
- SEND
- SEN Area
- Maths
- English
- Curriculum Plans
- 101 Things To Do Before I Leave Bailey's Court
- Radio Bailey
- Forest School
- Staff Videos to Children
- Covid-19 Response
- Home Learning Resources

①

This is the second year of our exciting '101' project which was originally inspired by conversations we've had in school and values and an initiative that we've borrowed from the National Trust! As we all know, children benefit hugely from friends and family, experiencing new things, building relationships with nature, being challenged physically and having fun. None of these

Alongside our twitter, coming soon there will be a new website and a Facebook page!

Homework



- Children are encouraged to read their reading books with an adult every night. As a minimum, reading 3 times a week.
- -Book Changing day: Thursday
- -Reading Records to be looked at on a Thursday.
- Bug Club
- My Maths (every 2-weeks)
- Number bond badges/times table

Reading at home



- Please read at least three times a week
- Children have access to bug club and their reading books.
- We will be reading with the children on a regular basis to ensure they are on the correct book colour.
- A reminder too, that your children can earn free books depending on how many reads they do!
- Please remember, at home you can read ANYTHING- books, comics, fact-files, poems, fiction, non-fiction. Just enjoy reading together with your child!




Book Talk

Using book talk with your children whilst their reading will help to boost their comprehension of texts.



Reading Comprehension Guidance YEAR 1 and YEAR 2



		
Story Books		
BEFORE	DURING	AFTER
What do you think this book will be about?	What do you think will happen to the character next?	Tell me what happened in our story today
What gave you that idea?	How do you think they felt when that happened?	What do you think might happen next? Why do you think that?
What can you see on the cover? Tell me about it...	Tell me about this word... Shall we find out what it means?	What lesson do you think the main character has learnt?
What does this remind you of? Have you <u>ever</u> ..?	Why has that happened? Tell me more...	Did the story remind you of another story we've read? ...or a something we've seen?
What happened last time? What will happen today? Why do you think that?	What should the character have done? Why do you think that?	Who else would like this book? Why?



Information Books		
BEFORE	DURING	AFTER
What's this book all about?	Can we spot the facts on this page?	Tell me what we've found out about...
What do you think we will find out?	Why has the author used... (that picture/that word)?	What facts will you remember the most? Why?
Tell me about the front cover...	What helps us find the information on this page?	What else have we read that had... in it?

Bug Club




- On bug club, the children have access to a large range of books matching their colour to help support and extend their reading through games and comprehension questions.
- We receive weekly updates on their progress and how much they have accessed the books.

Enrichment

- During enrichment the children will take part in different sports where they will need to come in wearing their PE kits. This means from Term 2 onwards the children will also need to wear PE kit on a Tuesday. We will send out a reminder regarding this.
- Term 2- Sports Coach (multi-sports)
- Term 3- Yoga
- Term 4- Street dance (TBC)
- Term 5- Sports Coach (multi-sports)
- Term 6- Yoga

101 Things to do!



YEAR 2				
Creativity	Challenge	Curiosity	Caring	Fun
Plan a party	Learn a poem	Start a collection	Do something that would help the environment	Play a board game
Bake a cake	Read a book in an extreme place	Climb something taller than yourself		Get soaking wet in the rain
Make a mask	Build a structure as tall as you	Try food from another country	Create a piece of art work/model out of recycled materials	Play a game of hide and seek
Make a model that moves	Go on a camping trip	Visit a castle	Help someone younger than yourself	Learn a magic trick
Make a musical instrument out of junk	Try a new sport	Dam a stream	Put out food/water for birds/animals	Easter Egg treasure hunt
				
WILD CARD:				



Spellings

Spellings

*Test Date: Thursday 15-
September*

Focus for the week:

CVCC words

tent

dent

damp

camp

wink

sink

Spellings will be sent home on a Thursday, in their home spelling book. Their spellings will relate to the phonics they have been learning that week.

Ways to extend and support

Once the children can spell the words, you can extend them by asking them to put it into a sentence.

Can they explode the sound- coming up with other words using their focus sounds.

Other ways to help at home:

Maths

How can you help at home?

Here are a few things that your child will be learning in Year 2. Practising these at home whenever there is a spare few minutes will really help them!

Time

Read the time on a clock to the nearest 15 minutes and then to the nearest 5 minutes.



Money

Recognise the value of a range of coins and notes and start to make amounts.



Times tables

Learn multiplication and division facts for the 2, 5 and 10 times tables. Don't forget children can earn their times table badge if they know their 2, 5 and 10 times table as well as the division facts!



Shape



Recognise some common 2D and 3D shapes e.g. triangle, square, circle, rectangle, cone, cuboid, pyramid, sphere.

Number bonds

To know all number bonds to 10 and 20 e.g. $7+3=10$, $17+3=20$, $4+6=10$, $14+6=20$. 2's, 5's and 10's. Don't forget children can earn their number bond badges if they know all of their bonds to 10, 20 and 100 as well as the subtraction! E.g. $7+3=10$, $10-3=7$.

Reading

Use these questions to help support development of reading.

Reading Vipers

Vocabulary
Infer
Predict
Explain
Retrieve
Sequence



Remember!

Enjoy reading! Share your own thoughts and opinions about what you're reading together too. Model reading to your child, and that just five minutes every day makes a huge difference!

If they can't read a word, say:

Can you break it up?

Which sounds do you know?

Have a good guess!

If they are not sure, say:

Have a guess. What could it be?

Does the picture help us? How?

Where could we look for a clue?

V

Why do you think that the author used the word to describe ?

Which other word on this page means the same as ?

I

Why/how/when/where do you think?

How has the author made us think that?

P

Using the front cover to ask what do you think this book will be about? Why?

Where do you think will go next?

How do you think that this will end? What makes you say that?

E

Who is your favourite character? Why?

Would you like to live in this setting? Why?

Is there anything you would change about this story?

R

When/where is this story set? How do you know?

Who is/are the main characters?

S

Can you retell the story to me in 20 words or less?

What happens in the start? In the middle? In the end?

Writing

Please support your child to spell these words accurately

Year 1 and 2 Common Exception Words

Year 1

the they one
a be once
do he ask
to me friend
today she school
of we put
said no push
says go pull
are so full
were by house
was my our

Year 2

door gold plant clothes
floor hold path busy
poor told bath people
because every hour water
find great move again
kind break prove half
mind steak improve money
behind pretty sure Mr
child beautiful sugar Mrs
children after eye parents
wild fast could Christmas
climb last should everybody
most past would even
only father who
both class whole
old grass any
cold pass many

Year 2 Grammar Glossary

Grammar Term	What Does It Mean?
noun	A naming word used to name a person, place or thing.
noun phrase	A word or group of words in a phrase that acts like a noun e.g. Lily wore a beautiful red dress. The groups of words, 'a beautiful red dress', is a phrase and functions as a noun in the sentence.
verb	A verb is an action word, they describe what someone is doing e.g. Jessica shouted.
adjective	An adjective is a word that describes a noun, e.g. there was a huge, hairy spider in the bathroom.
adverb	An adverb tells you where, why or how much something is done e.g. Jessica shouted loudly.
tense	A tense is the form of a verb that shows the time when an action takes place, e.g. past, present or future.

Communication



- Should you wish to discuss anything with us we will be available after school or through emails or phone calls to the office.
- **Parent consultations will take place on Wednesday 12th and Thursday 13th October.** There will be other opportunities for parents evenings and open afternoons during the academic year. These can be found on the school calendar and reminders will come out in the news letters nearer the time.
- If your child attends a club, including Wise Owls please send a letter in outlining which day this is.
- **If your child is going home with someone else please let the office know in the morning.**

Fruit and water

- The children are able to bring in a piece of fruit for snack time. In KS1 there is fruit available for the children to have.
- Water only in drinks bottles.



PE



Please send the children in wearing PE kits on:

Mondays: Indoors- Gymnastics

Fridays: Indoors- Skipping

- Long hair must be tied back for PE days.
- If your child has their ears pierced please make sure that they **do not** wear earrings on their PE day or can take them out themselves.
- Please ensure your child's belongings are labelled.

Uniform and jewellery

- Children should attend in school uniform including proper school shoes. During the PE days the children should arrive in their PE kits.
- The only jewellery allowed is a set of small stud earrings which the children need to be able remove themselves or put tape over. If the children struggle with this please remove the earrings on PE day if possible.
- Red polo shirt or white polo shirt / shirt
- Red fleece, jumper or cardigan
- Black or grey trousers, shorts or skirt
- Grey pinafore dress
- Red and white gingham dress
- Dark shoes (Not open toe)

Woodland Nurturing

- We will be doing Woodland Nurturing.
Class 8: Wednesday 22nd June
Class 9: Thursday 23rd June
- We will be asking for volunteers closer to the time.
- We are also hoping there will be other opportunities to volunteer when the Year 2's go on their school trip. Watch this space!

Parent helpers

- We ALWAYS appreciate parents helpers!
- We are looking for any parents to support us with reading 1:1 with children. Any days that you are available will benefit us!
- You will be DBS checked prior to reading or supporting us with learning.

FAQ's

